

American Brass & Crystal
Casting a Finer Light


American Brass & Crystal
Casting a Finer Light



FM2151

American Brass and Crystal provides the finest quality components manufactured, designed and finished by master artisans. We take great pride in our production abilities and we empower our valued customers with the ability to custom create the light that is perfect for them.


Enclosed are detailed instructions on how to properly assemble and install your chandelier. If you have any questions please call our toll free customer service hotline at: **1-(877)-465-5617**

 American Brass and Crystal
835 Lehigh Avenue, Union, NJ 07083

www.abclighting.net





Crystal Component Detail



Letter: A
Qty: 30

Connect from
main ring
down to
bottom cover.

L/S C.8 Pin
1-28mm
L/S C.8 Pin
2.25" CFFN
Wide Up
L/S C.8 Pin
1-18mm
1-16mm
1-14mm
2-12mm
H.P.

A	PIN	
		Top of Strand
		Bottom of Strand

Note: Diagrams are just representative

Crystal Trimming Directions

Begin trimming your chandelier after all of the electrical connections have been made, the lights have been tested and all is in good working order.

Begin trimming in Alphabetical order. Do not unwrap the next letter until the previous one is complete.

